

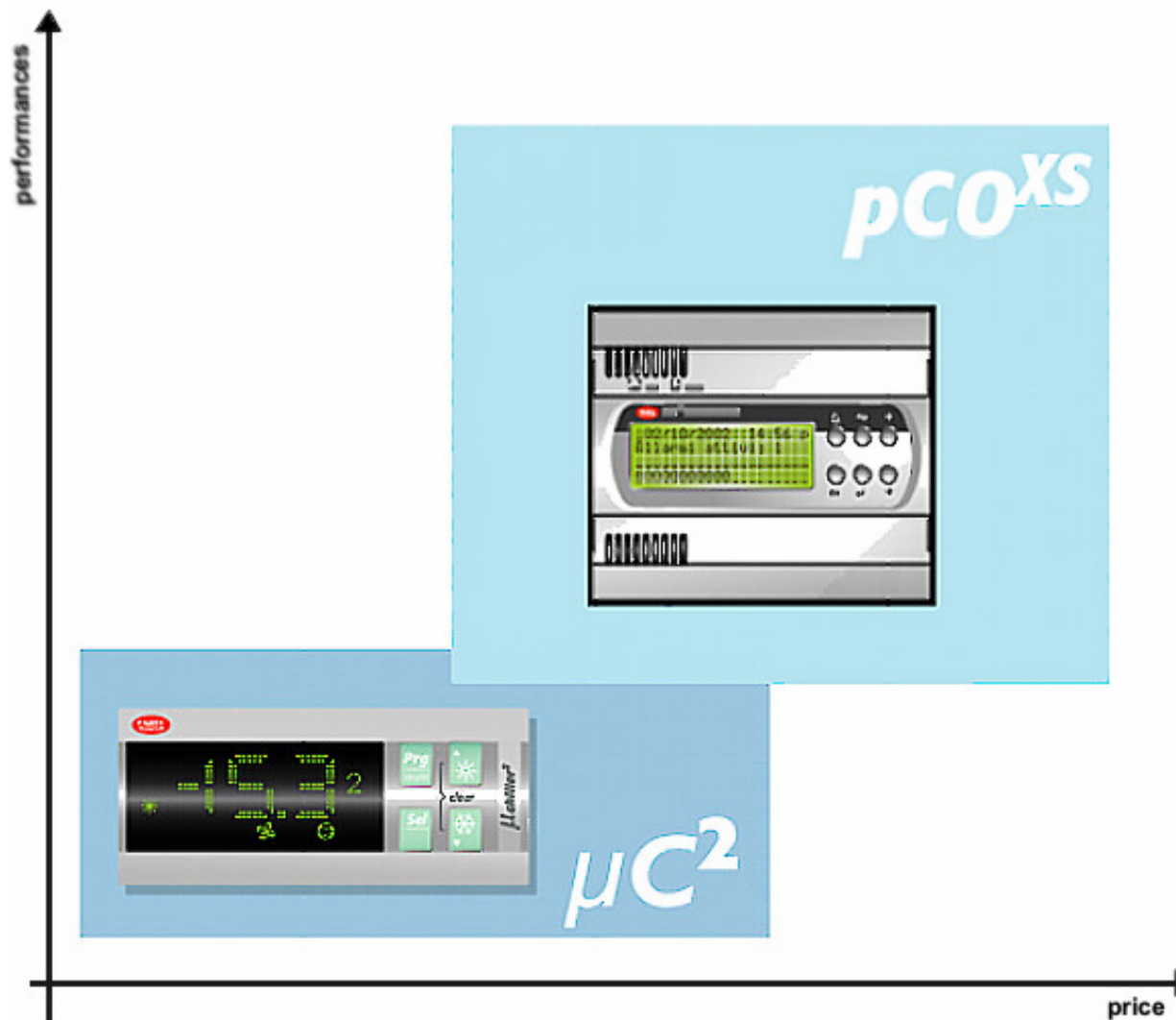
CAREL



November
2002



New controllers





μC^2 :

Low cost version

Restyling of current microchiller for one hermetic compressor units





μC^2 :

main features

- Power Supply: 24 Vac
- Digital input: 5
- Analog input: 4 (3 NTC; 1 ratiometric/NTC)
- Digital output: 5
- Analog output: 1 (PWM)
- Same plastic case, led display and connectors of current Compact





μC^2 :



Low cost version

Options

- Fan speed regulator (MCHRTF*)
- Program key
- Serial connection to supervisory system (RS485- Carel and ModBus protocol).
- Remote end user terminal.
- Driver for electronic expansion valve






μC^2 :



low cost version option board 2 circuit

- Power Supply: 24 Vac
- Digital input: 5
- Analog input: 2 (1 NTC;1 ratiometric/NTC)
- Digital output: 5
- Analog output: 1 (PWM)
- Connection through serial line tLAN





μC^2 :



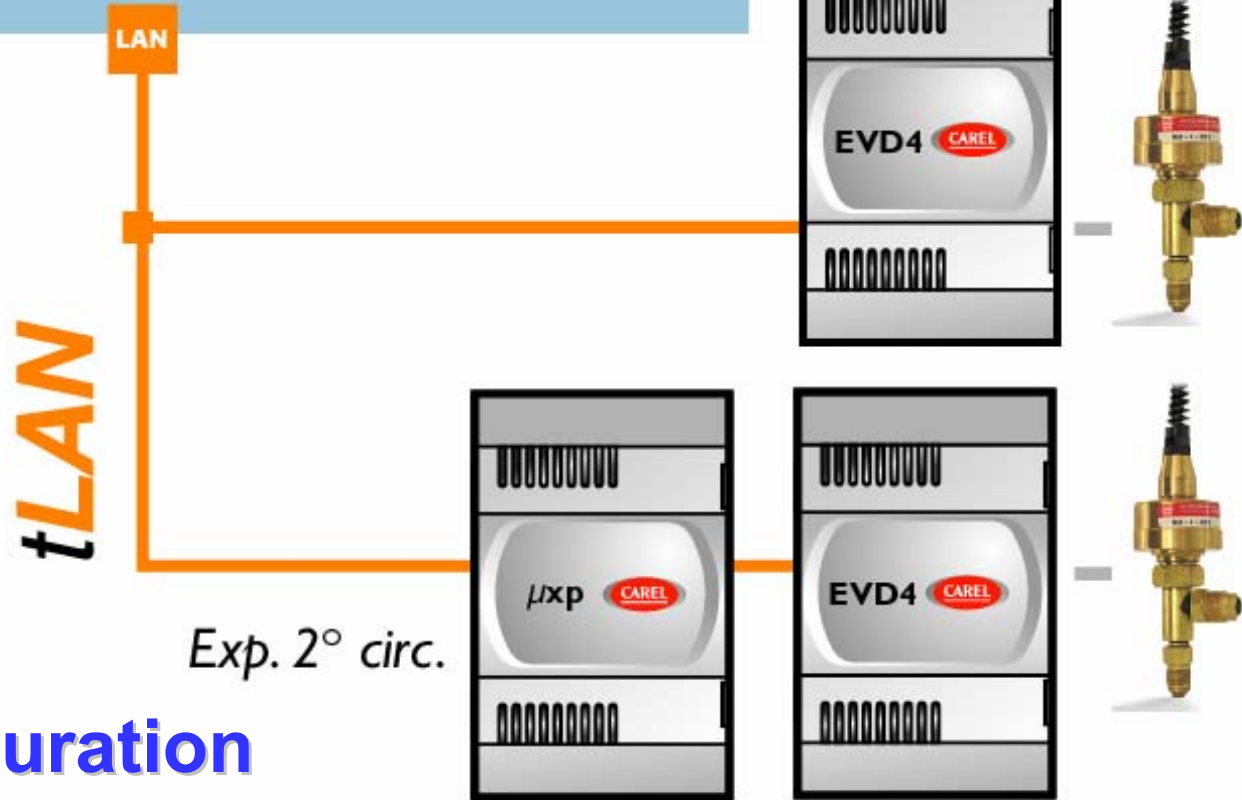
Valve module

- Power Supply: 24 Vac
- Analog input: 2 (1 ntc, 1 ratiometric)
- Output for stepper motor
- 4 DIN modules
- tLAN connection





μC²



μC²
max configuration

Exp. 2° circ.





All the features of the current compact microchiller

+

- intelligent defrost**
- fast NTC probe (NTC***WF00) and/or low cost pressure probe (ratiometric SPKT*) for condensing unit**
- compensation with external temperature probe**
- driver for the electronic expansion valve**



4 module DIN version



Expansion board



Panel version 32x74




pCO controllers



**pCO² small, medium, large
with or without built in
display**




pCO¹ small, medium



pCO^c only medium size



**The new born in
pCO Sistema!**






pCO^{Xs}:


hardware features

- EasyTools based programs (high compatibility with pCO² – pCO¹ application software)
- Plastic case (8DIN modules)
- High running speed (a powerful 16 bit microprocessor)
- High Memory Capacity (1MB flash ram)
- 3.3 volt technology
- Built-in display version



pCO^{XS}: hardware features

- An input: 4 (2 NTC, 0/5 V; 2 NTC, 0/5 V, 0/1V, 4/20 mA, 0/20 mA);
- An output: 3 (2 0/10 V, 1 PWM);
- Digital input: 6
- Digital output: 5
- Power supply: 24Vac or 48 Vdc

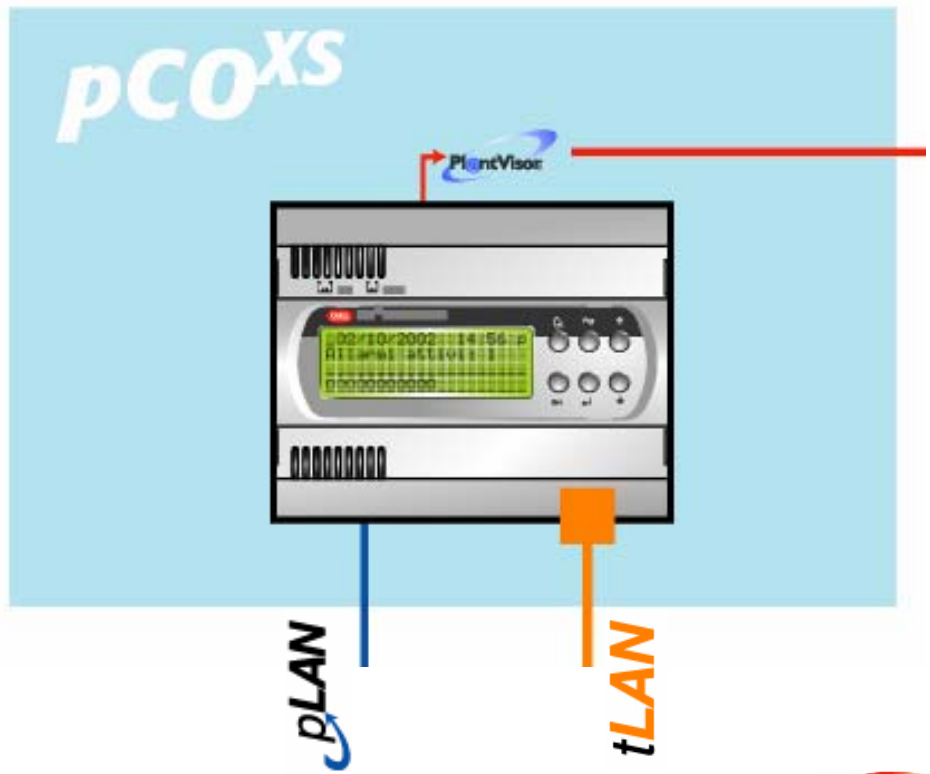




pCOXS:

serial connection

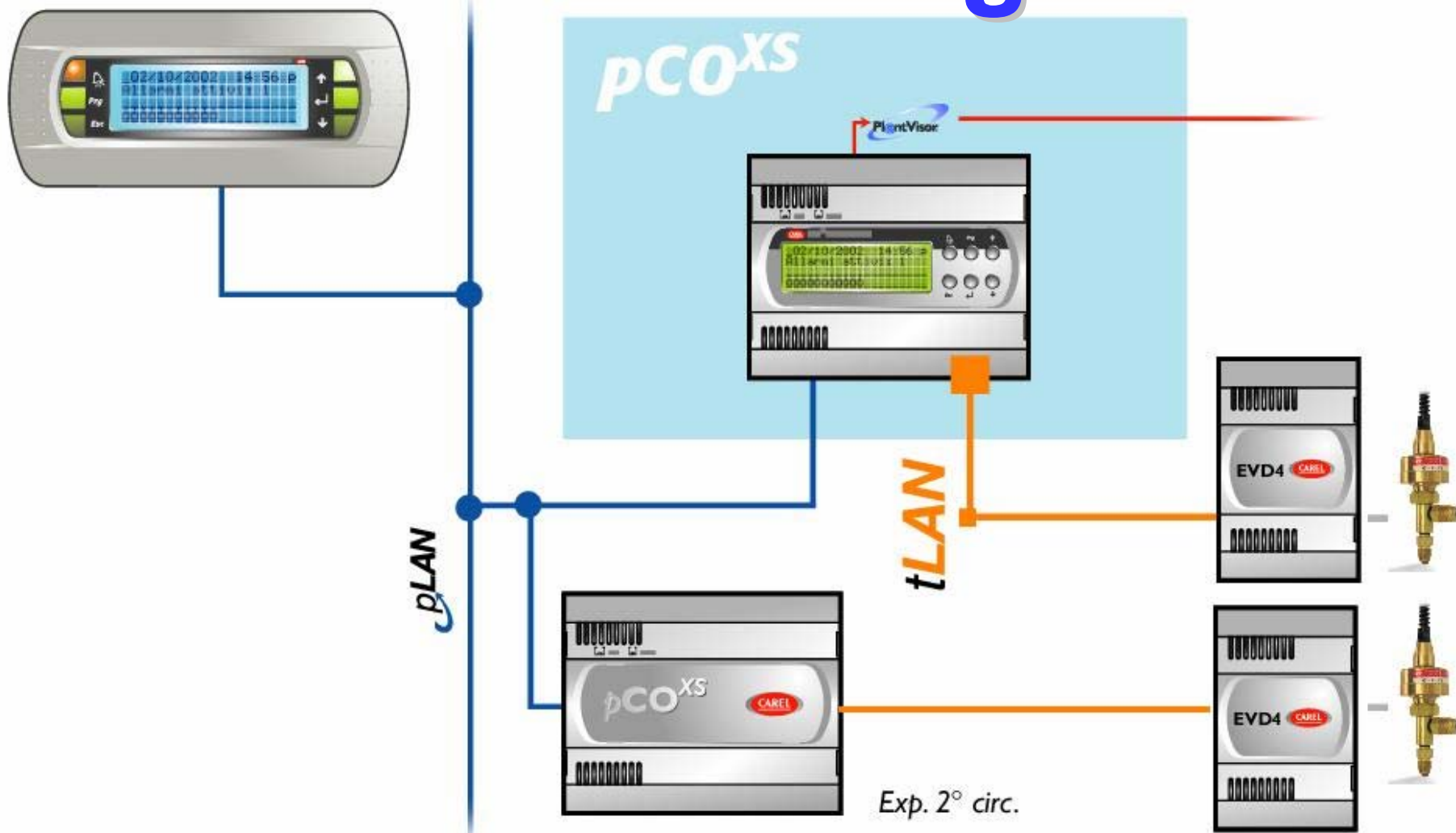
- tLAN to option boards
- pLAN to pCO Sistema components
- RS485 to Supervisory System



CAREL

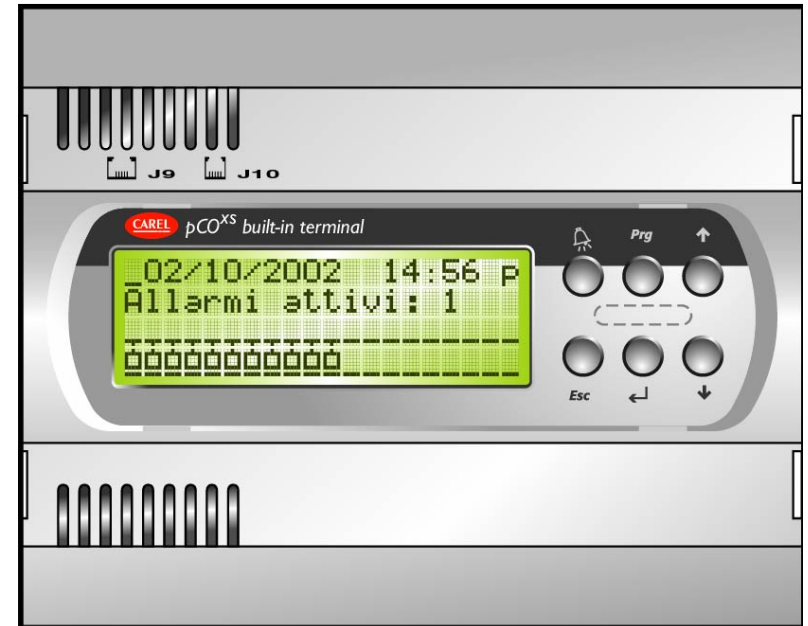

pCOXS:

two circuit configuration







pCO^{XS} versions



With and without built-in display

pCO^{XS} splitted version

**pCO^{XS} in connection
with a new end user
display**



New semi-graphic LCD display

